



NEW
THINKING.
NEW
POSSIBILITIES.

County



A Coach with a Passion for Travel


It's dimensions are small but where looks are concerned it numbers among the greats. And it offers maximum comfort for your passengers.

It's the County. The smooth outer shell with its flush panoramic window is practically easy to clean and maintain.

Further, practical and functional outside mirrors ensure excellent all-round vision. In short, County is Impressive in every respect.

- Human – Oriented High Quality Design
- New Technology for Advanced Protection
- Smooth, Responsive & Economical
- Super Strong Frame
- Comfortable Seat & Favorable Air conditioning
- Trouble-free service





Free-Flow Ventilator



Radial Tires & Wheel Covers




Automatic Folding Door



Door Step



Double Locking System



Rear View Mirror & Overhead Lamp



Sunvisor



Gear Box




Fuse Box



Roof Ventilator



Glove Box



Power Clutch

HYUNDAI County Long Mini Bus

Performance Specifications

Max. Speed (km/h)	: 115
Max. Gradeability (tanθ)	: 0.39
Min. Turning Radius (m)	: 7.6

Electrical System

Battery	: 24V-80AH
Alternator	: 24V-40A
Starter	: 24V-5.0KW

Fuel, Oil & Cooling System

Fuel System	: Denso Common rail System
Oil System	: Forced lubrication by gear pump
Cooling System	: Wax-pellet & bottom bypass type with thermostat, Water-cooling, Forced circulation by centrifugal water pump.
Fuel tank Capacity	: 95 liter

Air Condition

Air Condition	: Interior type / On the roof type
Capacity (Kcal/h)	: 8000 / 9200

Electrical Equipment

Component	: Head lamps, Front & rear combination lamp, Turn signal, Fog lamp, Tail/Stop lamp, Room lamp
Instrument	: Speedometer with Odometer, Clock, AM/FM Radio, Electric Horn.

Technical Specification

Body Exterior

Body Type	: Frame type
Windshield glass	: One piece type with laminated safety glass
Windshield Wipers	: Dual electric three speed, wiper & washer tank 1.6 liter
Outside rear view mirror	: 2 pieces deluxe type on both sides
Side glass	: Full sliding/fixed type
Rear glass	: One piece type with tempered glass, Rear under view mirror
Bumper (front & rear)	: Pressed steel painted bumper
Door	: Two sections inward Automatic folding type.


Body Interior

Passenger's Seat	: Steel tube framing type with vinyl leather covering (Fix/Reclining type)
Driver's Seat	: Sliding, reclining, lumbar support
Floor covering	: Linoleum mat, Luckstrong mat
Roof material	: Leather covering type
Side material	: Hardboard type

Annotation: In order that product improvement may be introduced at any time, specifications are subject to change without prior notice.



Luxurious seat



Power Steering




Air Conditioning Louvers and Reading Lamps



Lumbar Support

Providing excellent thigh and lower back support, this fully adjustable seat provides a cradle of comfort and is effective in helping keep the driver alert.



Electric Ventilator



Fluorescent Lamp




Speakers



Digital Clock



Telescopic Steering



Large Windshield Wiper

HYUNDAI County Long Mini Bus

Technical Specification

Engine

Model	: D4DD
Type	: Turbo Charger Intercooler, 4 stroke-cycle, water-cooled, direct-injection, diesel engine.
Emission Level	: Euro III
Number of Cylinder	: 4 in-line
Piston Displacement (cc)	: 3,907
Bore x Stroke (mm)	: 104 x 115
Compression Ratio	: 17.5 : 1
Max. Power (ps/rpm)	: 140/2,800
Max. Torque (N-m/rpm)	: 372/1,600

Dimension & Weight Specifications

Drive Type	: Right Hand Drive, 4x2
Seating Capacity	: 26+1
Overall Length (mm)	: 7,085
Overall Width (mm)	: 2,035
Overall Height (mm)	: 2,755
Wheel Base (mm)	: 4,085
Overhang (front / rear) mm	: 1,195 / 1,805
Wheel Tread (front / rear) mm	: 1,705 / 1,495
Min. Ground Clearance (mm)	: 195
Empty Vehicle Weight (Kg)	: 4,180
Max. Gross Vehicle Weight (Kg)	: 6,065

Axle

Front Axle	: Reverse Elliot type "I" beam
Capacity (kg)	: 2,600
Rear Axle	: Full floating type
Capacity (kg)	: 4,100

Steering, Clutch & Transmission

Steering	: Power Steering
Clutch	: Vacuum assisted Hydraulic control, Single dry plate.
Transmission Type	: 5 forward & 1 reverse speed, 1st to 5th synchro-mesh, reverse constant mesh gears.
Gear Ratio:	: 1st: 5.380, 2nd: 3.028, 3rd: 1.700, 4th: 1.000, 5th: 0.722 & Reverse: 5.380.

Brake, Tire & Suspension

Service Brake	: Hydraulic with vacuum servo assistance, dual circuit. Front Disc and Rear Drum Brake with ABS.
Parking Brake	: Integral expanding type on propeller shaft at the rear of transmission.
Exhaust Brake	: Vacuum operated, butterfly valve type.
Tire & Wheel	: Single Front, Dual Rear. Wheel cover fitted.
Front/Rear Tire	: 7.00R16-12PR
Suspension (front & Rear) type	: Semi-elliptic, laminated leaf springs with shock absorber.

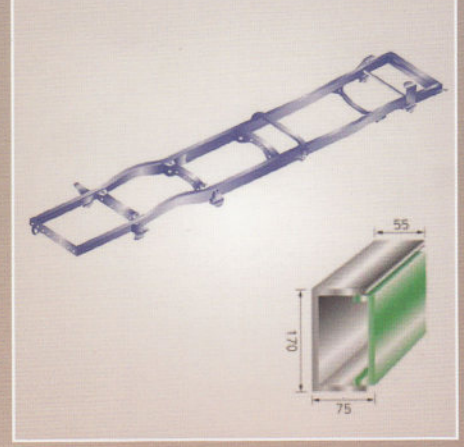
UGV Job Corner News




D4DB (TC1) 130PS / 2900RPM



Drum Brakes



Box-Type Frame

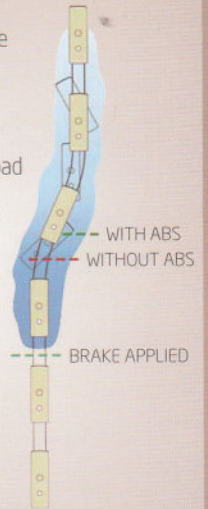


Viscous cooling fan results in improved fuel consumption.



Turbo protection system ensures long engine life and limits breakdowns.

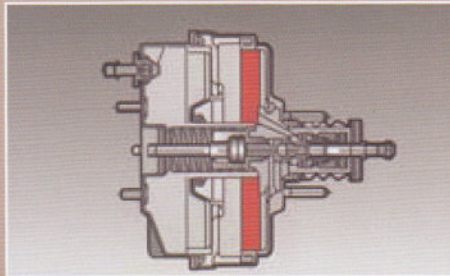
ABS can detect wheel lock which can cause the vehicle to skid out of control and bring the vehicle to a safe, controlled stop while driving under slippery road conditions. (Package option with disc brakes)



ABS (Anti-Lock Brake System)

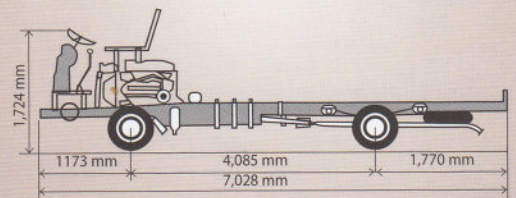

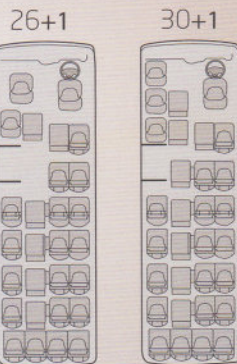
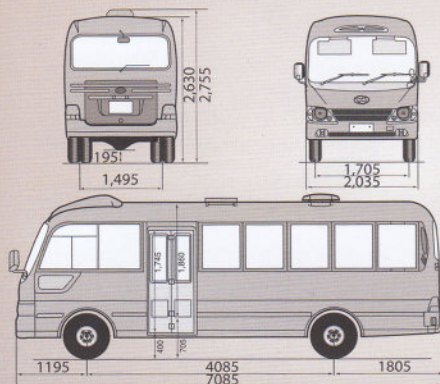


Exhaust Brake



9+10 Brake Booster

County Long



County Long Chassis

Hyundai Motor Company

231, Yangjae-Dong, Seocho-Gu, Seoul, 137-938, Korea
<http://www.hyundai-motor.com>
 GEN. RHD 1104 ENG



HYUNDAI

Dhaka Office:

Police Plaza Concord, Level # 7, Gulshan C/A, Dhaka-1212, Bangladesh.
 Tel: +880 2 55045148-9 Fax: +880 2 55045150 Email: info@hnsautomobiles.com
Chattogram Office: 119, SK Mujib Road, Agrabad, Chattogram, Bangladesh.
 Tel +880 31-2514932-33 Fax +880 31-2523482 / 2514006

